

# Dissecting the “Kraken”

---

 [gdatasoftware.com/blog/2015/05/24280-dissecting-the-kraken](http://gdatasoftware.com/blog/2015/05/24280-dissecting-the-kraken)

In January 2015, unidentified attackers attempted to infiltrate a multi-national enterprise based in the United Arab Emirates, using a spear phishing attack with a crafted MS Word document attached to the message. Once it has reached its target, the payload used was designed to work as an information stealer and reconnaissance tool. G DATA's security experts identified the malware behind this attack and reveal information about the actual power of the malware's tentacles. In this article, the G DATA SecurityLabs will have a look at the following topics: \* an example of the spear phishing campaign, sent only a few days after the malware has been advertised \* the marketing approach to sell the malware \* the analysis of some of Kraken's features \* theories about why Kraken has been used as malware in a targeted attack

## Infection Vector

---

The attacker(s) sent a specially crafted email to at least one employee of the attacked enterprise. The email's body reveals a business-related topic: an offer to become member of this year's International Trade Council. Nevertheless, the offer is directed at the Philippine National Bank, not the enterprise actually receiving the email. This could be a trick to make the recipient even more curious to look at the attached document, because he/she received documents not issued for him/her.

The G DATA experts alerted the [aeCERT](#) about the incident and their analysis results.

Philippine National Bank (Representative Office) - Mozilla Thunderbird

File Edit View Go Message Enigmail Tools Help

Get Messages Write Chat Address Book Tag Decrypt

From Alan <alan@...org> ☆

Subject **Philippine National Bank (Representative Office)** 05/01/2015 11:53

To ☆ Other Actions

CEO  
**Philippine National Bank (Representative Office)**  
United Arab Emirates

5th January 2015

***Re: Philippine National Bank (Representative Office)***

Firstly, please allow me to wish you and everyone at your organization a very Happy New Year for 2015.

I would also like to take this opportunity to invite Philippine National Bank (Representative Office) to become a member of the International Trade Council this year.

***In short, membership in the Council puts businesses in touch with resources and people that will help them succeed.***

Membership costs only \$100 USD for a company with less than 20 employees; or \$250 USD for companies with 20 or more employees - and runs 12 months from date of joining. But we are making you an offer for the first 20 company to join us this 2015 will be **charged \$0**. Be the first to become a member now. You may view a short list of member benefits in the attached document.

**Membership for small businesses:**

Small businesses represent almost 35% of members within the Council, and studies indicate that ITC membership has consistent and powerful benefits for small business members by connecting them with other trading partners and/or larger organizations, providing them with better access to legislators and offering them a range of other benefits at no additional charge. It would be a pleasure to bring Philippine National Bank (Representative Office) on board and assist with your business growth in 2015.

Kind Regards,

Alan  
**Members Secretariat**

1 attachment: ITCBenefitsSummary.doc 39,9 KB Save

ITCBenefitsSummary.doc 39,9 KB

In this case, the attachment is a Microsoft Word document which tries to exploit the vulnerability described in [CVE-2012-0158](#) in order to drop and execute malware dubbed "Kraken HTTP".

The G DATA security solutions detect the malicious document (08E834B6D4123F0AEA27D042FCEAF992) as Exploit.CVE-2012-0158.AH and G DATA's proactive Exploit Protection technology also prevents the attack before the PC can be infected.

## The Malware, advertised on the Underground Market



“Kraken HTTP” is sold on at least one underground market as a commercial product. Someone, who claims not to be the author of the malware, promoted the malware with a kind of banner which has quite a visual impact. Have a look at the “ad” that was published back in December 2014.

The banner describes the botnet:

- its technical features
- the available commands (classic ones, such as visiting a website using the infected bot, download and execute a command or a library, update and uninstall)
- the plugins one can use: file stealer, ad-clicker, form grabber, ...

The command “visiting a website” using the infected bot could be used by the attackers as an entry point for blackmailing the infected user. The attackers could visit websites that are regarded as illegal in the respective country and could then ask for ransom and threaten to release information about the alleged violation to any seemingly official entity who would then investigate against the victim.

The flyer also reveals the price of the malware: The basic binary costs \$320 and each plugin must be paid for separately, for example \$50 for the file stealer, \$60 for the ad-clicker and up to \$350 for a configurable form grabber. Accepted payment methods are the usual virtual currencies and pre-paid options.

A price list found on a different website, also posted in December 2014, lists the binary’s price as \$270 and some additional modules, such as a “Edit Hosts module” (\$15), a “Botkill module” (\$30) and a “Bitcoin monitor module”(\$20).

Furthermore, “Kraken HTTP” is advertised as “a new, revolutionary botnet [...] and very noob-friendly”. Noob is a word describing “that someone is new to a game, concept, or idea; implying a lack of experience.” But now let’s have a look at what the botnet really is.

## Marketing vs. Reality

---

After having a glimpse at the ad designed to promote the malware, we analyzed a sample of it: 3917107778F928A6F65DB34553D5082A, which is detected as Gen:Variant.Zusy.118945. We decided to analyze some features mentioned in the flyer and on the other website to evaluate their power and implementation.

### Feature: “Bypass UAC”

---

As expected, the malware does not really bypass the UAC. It rather uses a classic trick already used by several malware instances. It uses a legitimate Microsoft binary in order to execute itself with administrator permissions. We already presented this technique in our [G DATA SecurityBlog article about the Beta Bot](#).

### Feature: “Anti-VM”

---

The flyer explains that the botnet won’t work in a virtual machine. To detect whether the malware is running in a virtual machine, the malware author checks if the following directories and the one file exist:

- C:\Program Files\VMWare\VMware Tools\
- C:\Program Files (x86)\VMware\VMware Tools\
- C:\WINDOWS\system32\Boxtray.exe

```
Registers (FPU)
EAX 00000100
ECX 00510700
EDX 00515528 ASCII "C:\WINDOWS\system32\UBoxTray.exe"
EBX 7EF0E000
ESP 0018FF8C
EBP 00418394 krak.00418394
ESI 00000000
EDI 00000000
```

Furthermore, the malware checks if following applications analysts usually use are being executed:

- Wireshark: a network analyzer
- Fiddler: a web proxy used to debug HTTP flow.

We can see the tools detection:

```
push    0FEh          ; nMaxCount
push    (offset HwProfileInfo.szHwProfileName+35h) ; lpString
push    hWnd         ; hWnd
call    GetWindowTextA
call    tls_stuff
push    eax
push    eax
push    9
lea     edx, HwProfileInfo.szHwProfileName+35h
call    tls_stuff
push    eax
push    100h
call    sub_4107A0
call    sub_4108B2
add     dword ptr [esp+10h+var_14+4], edx
call    sub_40C8E0
call    sub_4108D0
mov     edx, offset aWireshark ; "wireshark"
call    sub_410900
mov     ecx, eax
call    sub_410820
jz     short loc_4018F7
```

```
push    0FEh          ; nMaxCount
push    (offset HwProfileInfo.szHwProfileName+35h) ; lpString
push    hWnd          ; hWnd
call    GetWindowTextA
call    tls_stuff
push    eax
push    eax
push    7
lea     edx, HwProfileInfo.szHwProfileName+35h
call    tls_stuff
push    eax
push    100h
call    sub_4107A0
call    sub_4108B2
add     dword ptr [esp+10h+var_14+4], edx
call    sub_40C8E0
call    sub_4108D0
mov     edx, offset aFiddler ; "Fiddler"
call    sub_410900
mov     ecx, eax
call    sub_410820
jz     short loc_4019A3
```

If one of the elements mentioned above is detected, the malware will display a rather poetic dialog popup:

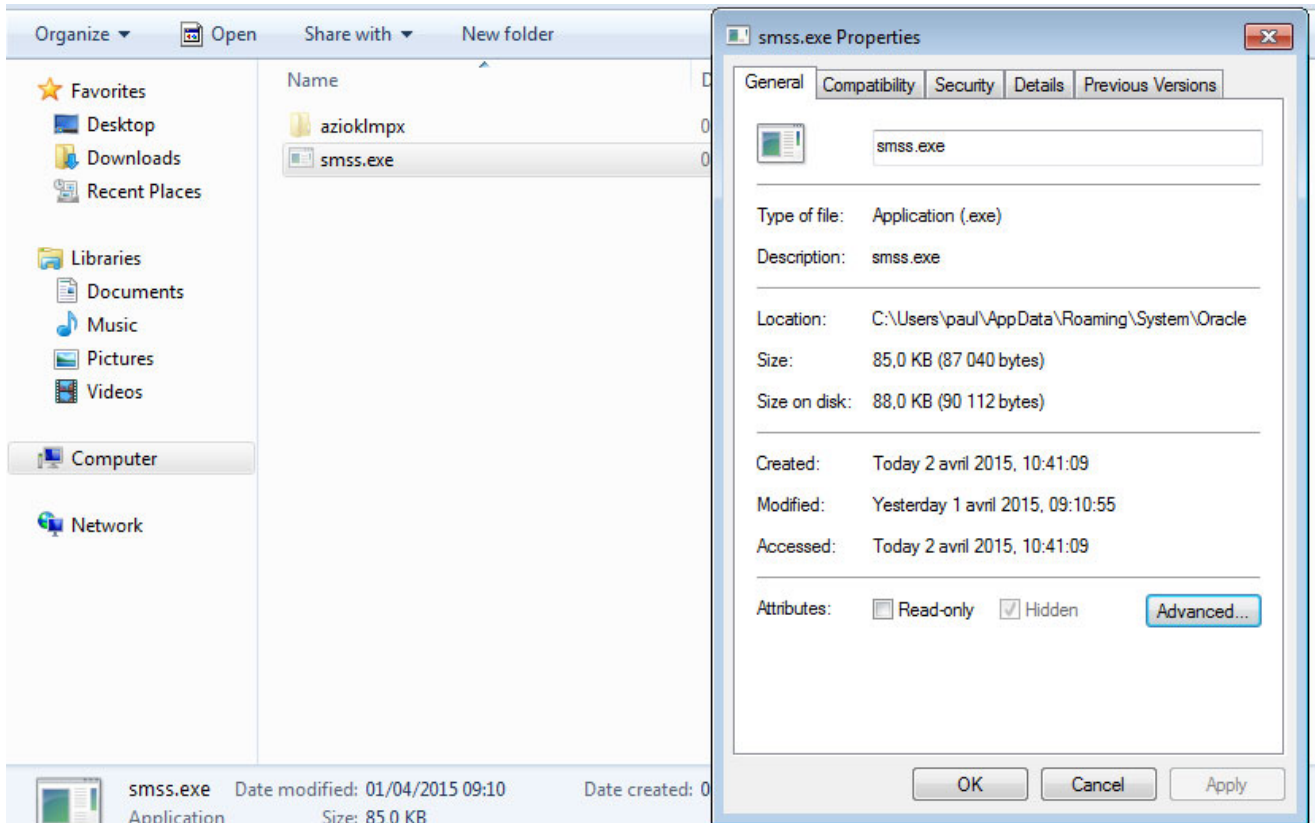
```
push    offset aFuck   ; "fuck"
push    offset Caption ; "sandboxfuck"
call    sub_40D647
jmp     loc_4086AC
```

So, the anti-VM is really rudimentary. If the additional tools are not installed on the virtual machine the malware can be perfectly executed.

**Feature: “Folder, Bot file & All file dropped are hidden”**

---



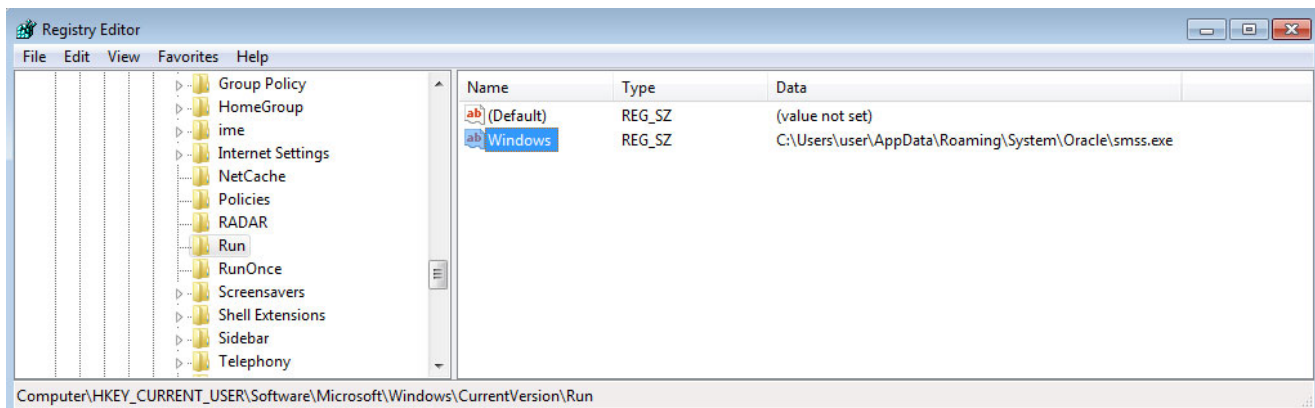


The folders & bot files simply have the “hidden” attribute set in Microsoft Windows. If you configure you system to show hidden files and directories, you can perfectly see them:

## Feature: “Process & registry persistence”

The malware persistence uses a registry key in order to be executed automatically in case the system is rebooted. The key is

HKCU\Software\Microsoft\Windows\CurrentVersion\Run\Windows:



The malware repeatedly checks whether this entry is removed. In case the entry is removed, the malware will create a new one. However, instead of removing it, we can simple rename the path to the executable in order to switch off the persistence mechanism.

So, the malware does not have any clever persistence features either.

## Feature: “Path & variable encrypted”

```
00401500 . 50      PUSH EAX
0040150E . 50      PUSH EAX
004015DF . 68 08000000 PUSH 8
004015E4 . FF35 64824100 PUSH DWORD PTR DS:[418264]
004015EA . FF35 04824100 PUSH DWORD PTR DS:[418204]
004015F0 . E8 2BB20000 CALL krak.0040C820
004015F5 . 58      POP EAX
004015F6 . 68 68824100 PUSH krak.00418268
004015FB . E8 B0F00000 CALL krak.004106B0
00401600 . FF35 68824100 PUSH DWORD PTR DS:[418268]
00401606 . E8 95B00000 CALL krak.0040C6A0
0040160B . A3 6C824100 MOV DWORD PTR DS:[41826C],EAX
```

```
Arg4 = 00000008
Arg3 = 00000001
Arg2 = 00000001
Arg1 = 00514AF8 ASCII "http://193.189.117.36/panel/includes/"
krak.0040C820
Arg1 = 00418268
krak.004106B0
Arg1 = 00515500 ASCII "$000001F5"
krak.0040C6A0
```

We identified two kinds of “encrypted” data:

- Some paths are encoded using base64 algorithm, such as: JVdJTkRJUiUA (%WINDIR%) and JWFwcGRhdGElaa== (%appdata%)
- Some data is encrypted (RC4), such as the C&C information:

## Feature: “Bitcoin monitor plugin”

The Bitcoin monitor plugin is even more amusing. It is not advertised on the flyer but on the other website we found. The malware monitors the infected user’s clipboard. If the user copies a Bitcoin address to the clipboard, it will be replaced by an address pre-configured by the botmaster. A Bitcoin address is an identifier of 26-35 alphanumeric characters which represent the owner of a Bitcoin wallet, for example something like 3J98t1WpEZ73CNmQviecrnyiWrnqRhWNLy.

We can easily imagine that the plugin’s “test” is prone to produce false positives, because any alphanumeric text copied by the user will be automatically changed without reason if it has a length between 26 and 35 characters. Ok, we admit that the German word “Kraftfahrzeughaftpflichtversicherung” (36) would not be harmed when copied, but what about “Bundesausbildungsfoerderungsgesetz” (34) or “radioimmuno electrophoresis” (27)? Just kidding. But any string, from strong passwords to bank account numbers and more could be affected.

## Feature: “Download & Execute”, the next Step

This feature allows installing further malware on the affected PC in case the attackers decide the current machine is interesting enough. “Kraken HTTP” is only the first stage in this attack and can be seen as reconnaissance tool.

## Administration Panel

The experts of the G DATA SecurityLabs had access to the panel used by “Kraken HTTP” but the source code is protected by a commercial packer called IonCube loader. Nevertheless, we can reveal some screenshots of the administration panel which are available on the underground. Note that some of the texts contain mistakes:



# Kraken

Hello, Admin, you have  
2 Total Bots  
0 Bots Online  
0 Bots Online (Past 24H)  
0 New Bots (Past 24H)  
0 Bots Offline  
0 Bots Dead

[View Commands](#) | [Sign Out](#)

Dashboard

Active Commands

Settings

Logs

Logout

## Welcome Admin

What would you like to do?

### Dashboard

Botlist    Statistic    Statistic #2    Create Command

IP Address	Computer	Operating System	Hwid	Status
27.███.███.183	WIN-LKH1CS55XDF	Windows 7	Virtual_Machine	Dead
98.███.███.56	SYNUX-PC	Windows 7	{846ee340-███-9d20-███}	Dead

Choose an filter...    Choose an filter...    Choose an filter...    Default Filter    1

Kraken HTTP v1.0 | Powered by EvilRemote | [Top](#)

# Kraken

Hello, Admin, you have  
455 Total Bots  
128 Bots Online  
240 Bots Online (Past 24H)  
1 New Bots (Past 24H)  
204 Bots Offline  
0 Bots Dead

[View Commands](#) | [Sign Out](#)

Dashboard

Active Commands

Settings

Logs

Logout

## Welcome Admin

What would you like to do?

### Dashboard

Botlist    Statistic    Statistic #2    Statistic #3    Statistic #4    Statistic #5    Create Command

IP Address	Computer	Operating System	Hwid (Version)	Status
███.███.███.███	ER	Windows 7 (32 Bits)	{29ac6c0-7037-11de-816c-███-9404} (1.1)	Dead
███.███.███.███	T-3	Windows XP (32 Bits)	{636492c0-dba1-11e3-8211-███-3935421} (1.1)	Dead
███.███.███.███	MA	Windows 7 (64 Bits)	{846ee340-7039-11de-9d20-███-948093} (1.1)	Dead
███.███.███.███	CA	Windows 8 (64 Bits)	{bbed3e02-0b41-11e3-8244-███-37038} (1.1)	Dead
███.███.███.███	JO	Windows 7 (32 Bits)	{e29ac6c0-7037-11de-816c-███-490710} (1.1)	Dead
███.███.███.███	YA	Windows 7 (64 Bits)	{846ee340-7039-11de-9d20-███-398995} (1.1)	Dead
███.███.███.███	EX	Windows 7 (32 Bits)	{e29ac6c0-7037-11de-816c-███-11707} (1.1)	Offline
███.███.███.███	US	Windows 7 (32 Bits)	{e29ac6c0-7037-11de-816c-███-900445} (1.1)	Dead
███.███.███.███	GC	Windows 7 (32 Bits)	{e29ac6c0-7037-11de-816c-███-59180} (1.1)	Online
███.███.███.███	HA	Windows 7 (32 Bits)	{e29ac6c0-7037-11de-816c-███-116190} (1.1)	Dead
███.███.███.███	PC	Windows 7 (64 Bits)	{846ee340-7039-11de-9d20-███-07263} (1.1)	Dead

# Kraken

Hello, Admin, you have  
2 Total Bots  
0 Bots Online  
0 Bots Online (Past 24H)  
0 New Bots (Past 24H)  
0 Bots Offline  
0 Bots Dead

[View Commands](#) | [Sign Out](#)

Dashboard

Active Commands

Settings

Logs

Logout

## Welcome Admin

What would you like to do?

### Dashboard

[Botlist](#) [Statistic](#) [Statistic #2](#) [Create Command](#)

#### Statistic - Botnet

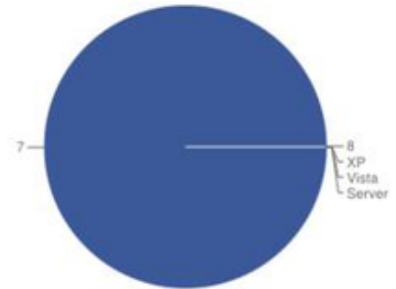
##### Total Bots



Total Bots: 2  
Online: 0  
Offline: 0  
Dead: 2

#### Statistic - Operating System

##### Windows Version



Windows XP: 0  
Windows Vista: 0  
Windows Server: 0  
Windows 7: 2  
Windows 8: 0

Kraken HTTP v1.0 | Powered by EvilRemote | [Top](#)

# Kraken

Hello, Admin, you have  
2 Total Bots  
0 Bots Online  
0 Bots Online (Past 24H)  
0 New Bots (Past 24H)  
0 Bots Offline  
0 Bots Dead

[View Commands](#) | [Sign Out](#)

Dashboard

Active Commands

Settings

Logs

Logout

## Welcome Admin

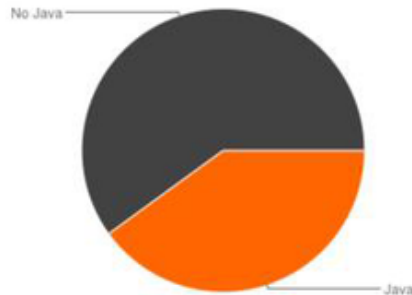
What would you like to do?

### Dashboard

[Botlist](#) [Statistic](#) [Statistic #2](#) [Create Command](#)

#### Statistic - Java

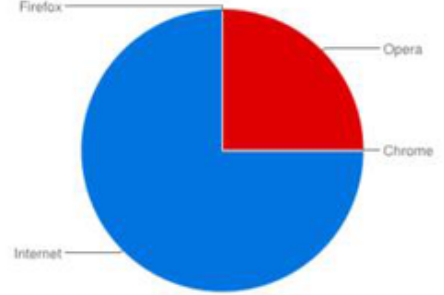
##### Java



Bots with Java: 2  
Bots without Java: 3

#### Statistic - WebBrowser

##### WebBrowser Version



Internet Explorer: 3  
Firefox: 0  
Opera: 1  
Chrome: 0

Kraken HTTP v1.0 | Powered by EvilRemote | [Top](#)

Hello, Admin, you have  
2 Total Bots  
0 Bots Online  
0 Bots Online (Past 24H)  
0 New Bots (Past 24H)  
0 Bots Offline  
0 Bots Dead

[View Commands](#) | [Sign Out](#)

Dashboard

Active Commands

Settings

Logs

Logout

## Welcome Admin

What would you like to do?

### Active Commands

[Commands](#) [Help](#)

	Name	Command	Parameter	Who ?	Filter	R / F / M
---	------	---------	-----------	-------	--------	-----------

[Delete All Commands](#)

Kraken HTTP v1.0 | Powered by EvilRemote | [Top](#)

[View Commands](#) | [Sign Out](#)

Dashboard

Active Commands

Settings

Logs

Logout

command1

Command:

Download & Execute

Parameter:

<http://www.website.com/directlink.exe>

Visit Website = <http://www.google.fr/>1

Download & Execute = <http://www.website.com/directlink.exe/file.exe>

Update Bots = <http://www.website.com/directlink.exe/updatebot.exe>

Uninstall Bots = Uninstall1

Who ?

Run for one computer? (HWID)  Run for all computer!

HWID Code:

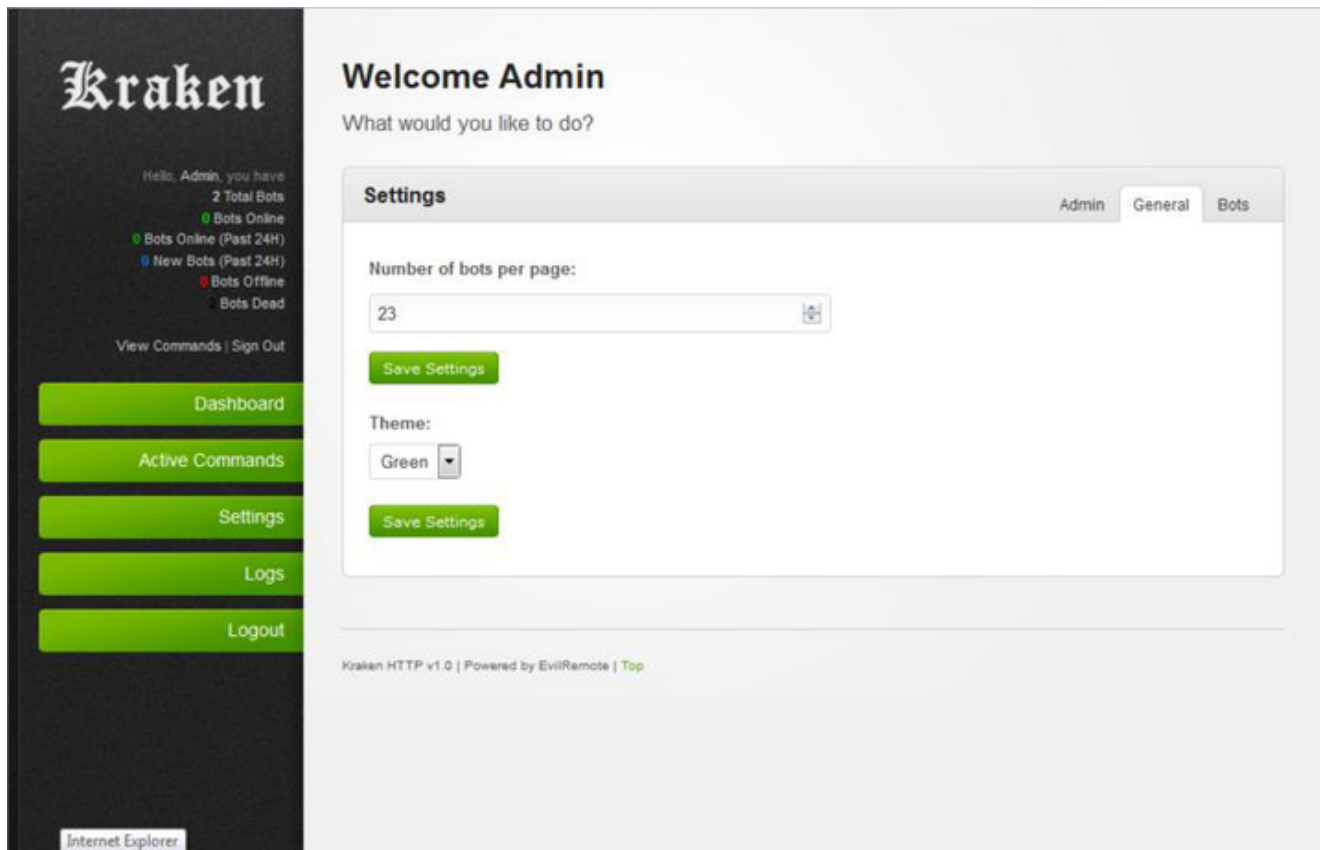
How Much Bots ?

Operating System:

All Computers

Country:

All Country



## Conclusion

We suppose that the Kraken botnet was developed by a beginner. The malware does not include advanced malware technologies and no groundbreaking innovations, even though those were advertised. Many sensitive strings are not encrypted, such as installation paths, anti-virus listings, insults against the analysts and much more.

To sell the botnet malware, the author used a quite sexy marketing flyer, but, actually, the malware turned out to be rather simple.

“Kraken HTTP” was said to be used during an espionage campaign against the energy sector, especially against targets in the UAE. We have now identified a specific target from this geographical region and have obtained one of the spear phishing emails used. Even though the targets that are known by now are rather high-level targets, the malware code as well as its features is not advanced.

We are surprised to see this piece of code has been used carrying out targeted attacks rather than broader criminal activities. It is not surprising that attackers use vulnerabilities that are older, because, unfortunately, many computers are likely to be still out of date and so the attack works. Despite the fact that the vulnerability used is not a new one, the malware does not have the common features that we saw during other targeted attack campaigns.

Compared to incidents like Uroburos, the Kraken malware is not good enough to “catch the big fish” if we want to stick with to the metaphor. So, from the current point of view, there are three theories:

- The attackers who developed the Kraken malware might have chosen to diversify their business and chose to attack special interest targets themselves.
- The attackers identified infected machines in the business sector and followed the tracks to see what else they might be able to get from the companies.
- The actual espionage team voluntary chose to use a kind of usual and rather simply botnet malware in order to distract analysts from seeing a deeper meaning behind this attack and make them disregard it as ‘daily cybercrime business’.